

Signify Classified - Internal
Cooper Lighting Solutions Photometric Lab
1121 Highway 74 South
Peachtree City, GA 30269



Scaled data based on original data using
LM-79-08 Approved Method: Electrical and Photometric Measurements of Solid-
State Lighting Products

Test Report Prepared for
Cooper Lighting Solutions
(formerly Eaton)

Brand: STREETWORKS

Report Number: P868081

Luminaire Tested: **MEM2-HSN-SA-60-740-U-T3-HSS**

Issue Date: 08/21/2024



Test Information

Test Method: LM-79-08
Report Number: P868081
Test Lab: INNOVATION CENTER(G3)
Issue Date: 08/21/2024
Manufacturer: COOPER LIGHTING SOLUTIONS (FORMERLY EATON)
Product Line: STREETWORKS
Catalog Number: MEM2-HSN-SA-60-740-U-T3-HSS
Description: EPIC MODERN SHORT HOUSING DISCRETE LED ARRAYS 60W 70CRI 4000K
FIXTURE w/ TYPE III DISTRIBUTION OPTIC AND HOUSE SIDE SHIELD
Light Source: (20) 4000K CCT, 70 CRI LEDS
Ballast/Driver: ELECTRONIC DRIVER

Summary

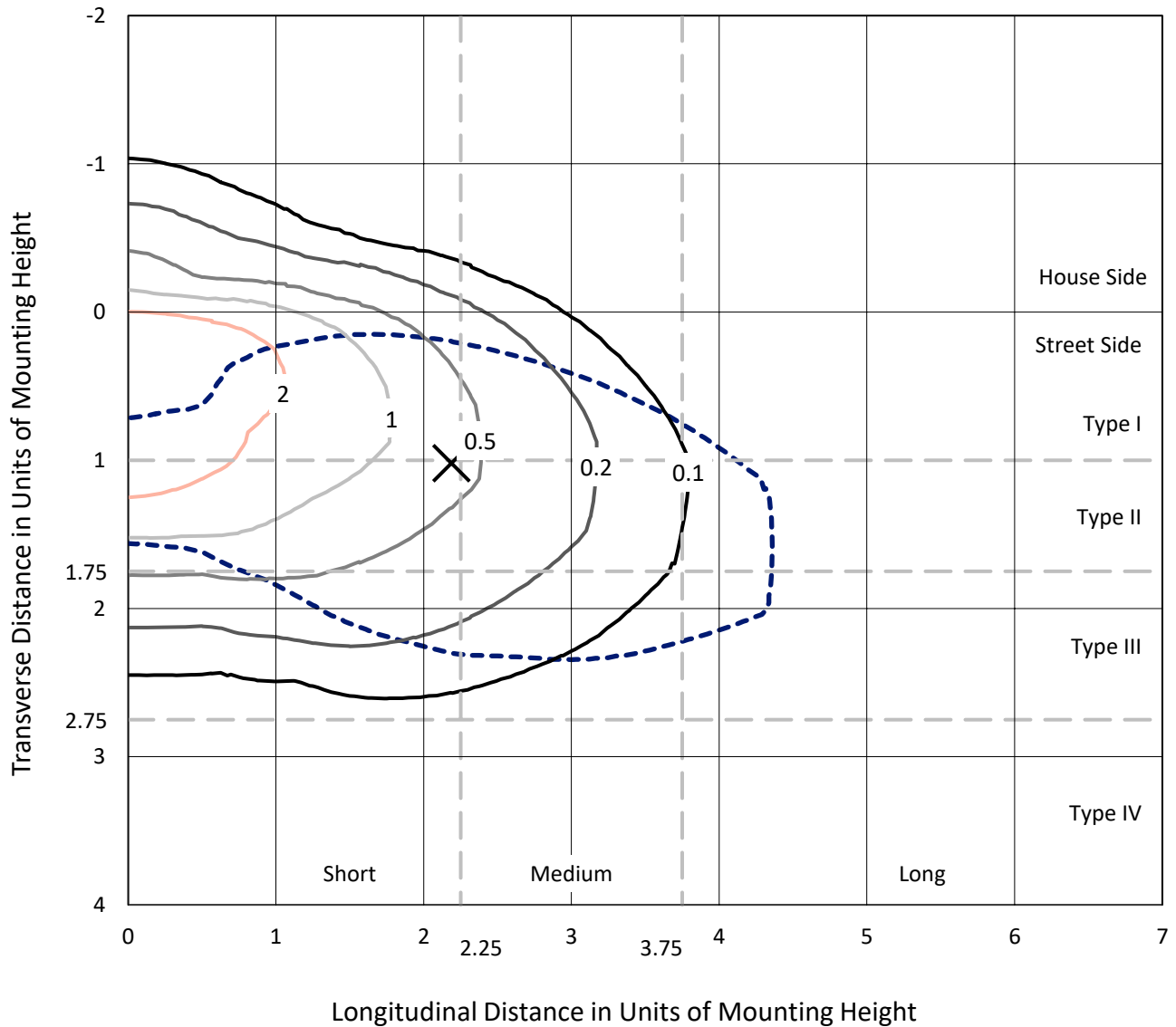
Lumens per Lamp: N/A
Luminaire Lumens: 6525.9 lumens
Efficiency: N/A
Efficacy: 107.0 lumens/watt
Luminous Opening: Rectangular (W 0.67' x L: 0.33' x H: 0')
IES Classification: Type III - Short
BUG Rating: B1 - U0 - G2

Input Watts (W): 61
Input Voltage (V): 120
Input Current (A_{in}): NR
Voltage Rise (V): NR
Power Factor: 0.99
Total Harmonic Distortion (THDi): 9.89%
Frequency (hertz): 60
Stabilization Time: NR
Operation Time: NR
Ambient Temperature (°C): NR
Test Distance: 24 FT

REPORT NUMBER: P868081
 CATALOG NUMBER: MEM2-HSN-SA-60-740-U-T3-HSS

Iso-Footcandle Lines of Horizontal Illumination

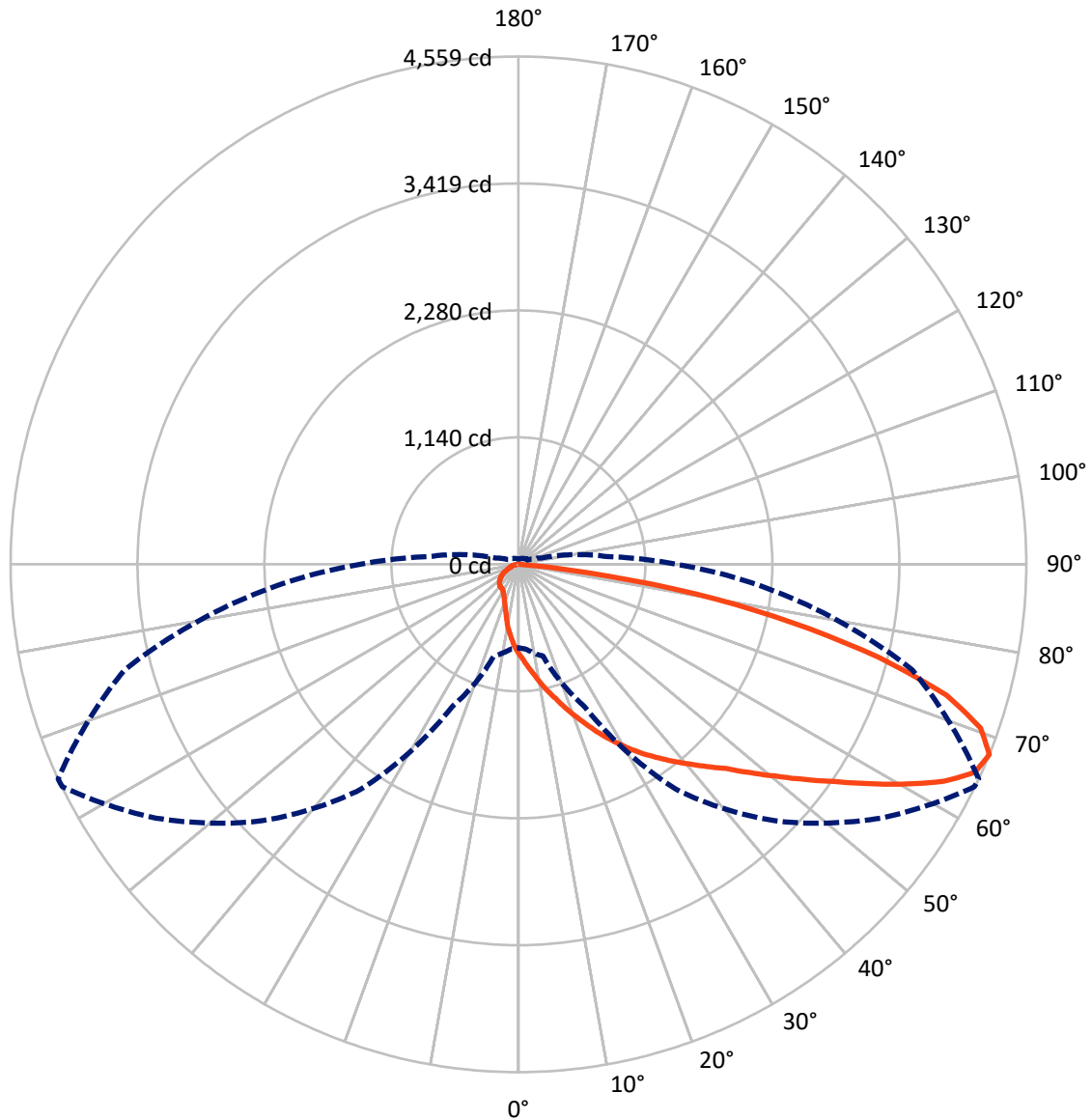
✕ Max cd
 - - - 1/2 Max cd



Based on 20 foot mounting height. Maximum calculated value = 3.7 fc
 Type III - Short - N/A

REPORT NUMBER: P868081
CATALOG NUMBER: MEM2-HSN-SA-60-740-U-T3-HSS

Luminous Intensity Polar Plot



— Vertical Plane Through 65-Deg Lateral - - - Horizontal Cone Through 67.5-Deg Vertical

REPORT NUMBER: P868081
 CATALOG NUMBER: MEM2-HSN-SA-60-740-U-T3-HSS

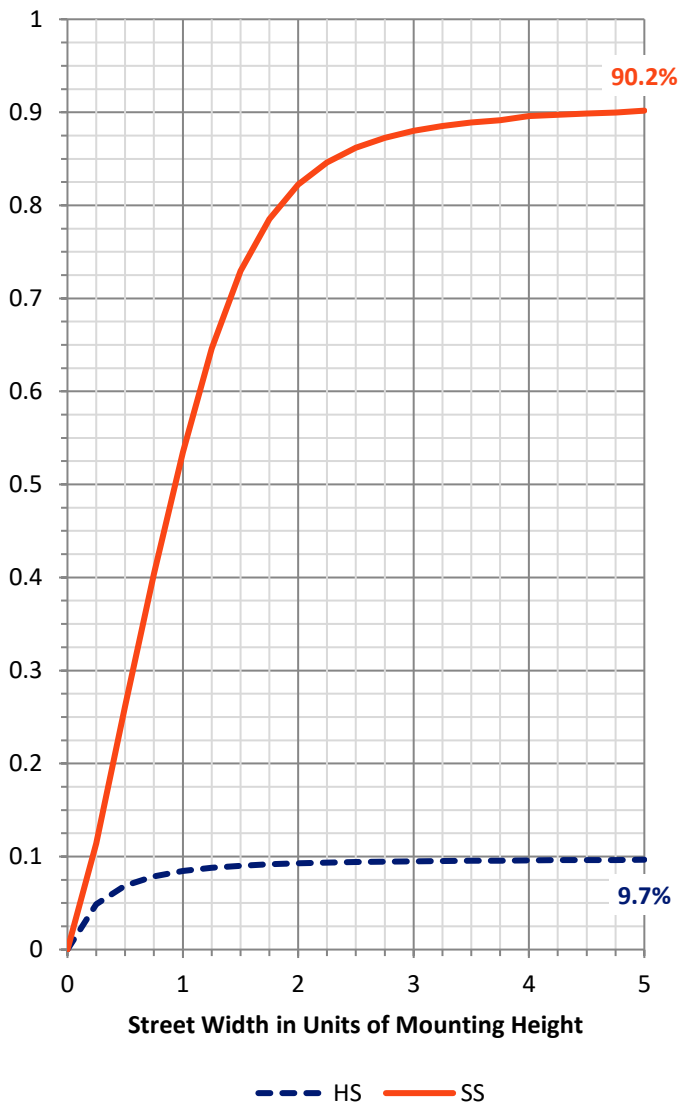
FLUX DISTRIBUTION:

		Downward	Upward	Total
House Side	Lumens	635.2	0.0	635.2
	% Fixture	9.7	0.0	9.7
Street Side	Lumens	5890.7	0.0	5890.7
	% Fixture	90.3	0.0	90.3
Total	Lumens	6525.9	0.0	6525.9
	% Fixture	100.0	0.0	100.0

ZONAL LUMENS:

Zone	Lumens	% Fixture
0°-10°	78.9	1.2
10°-20°	261.9	4.0
20°-30°	476.6	7.3
30°-40°	737.6	11.3
40°-50°	1115.0	17.1
50°-60°	1450.5	22.2
60°-70°	1430.9	21.9
70°-80°	871.0	13.3
80°-90°	103.5	1.6
90°-100°	0.0	0.0
100°-110°	0.0	0.0
110°-120°	0.0	0.0
120°-130°	0.0	0.0
130°-140°	0.0	0.0
140°-150°	0.0	0.0
150°-160°	0.0	0.0
160°-170°	0.0	0.0
170°-180°	0.0	0.0
0°-90°	6525.9	100.0
0°-180°	6525.9	100.0

Coefficient of Utilization



REPORT NUMBER: P868081

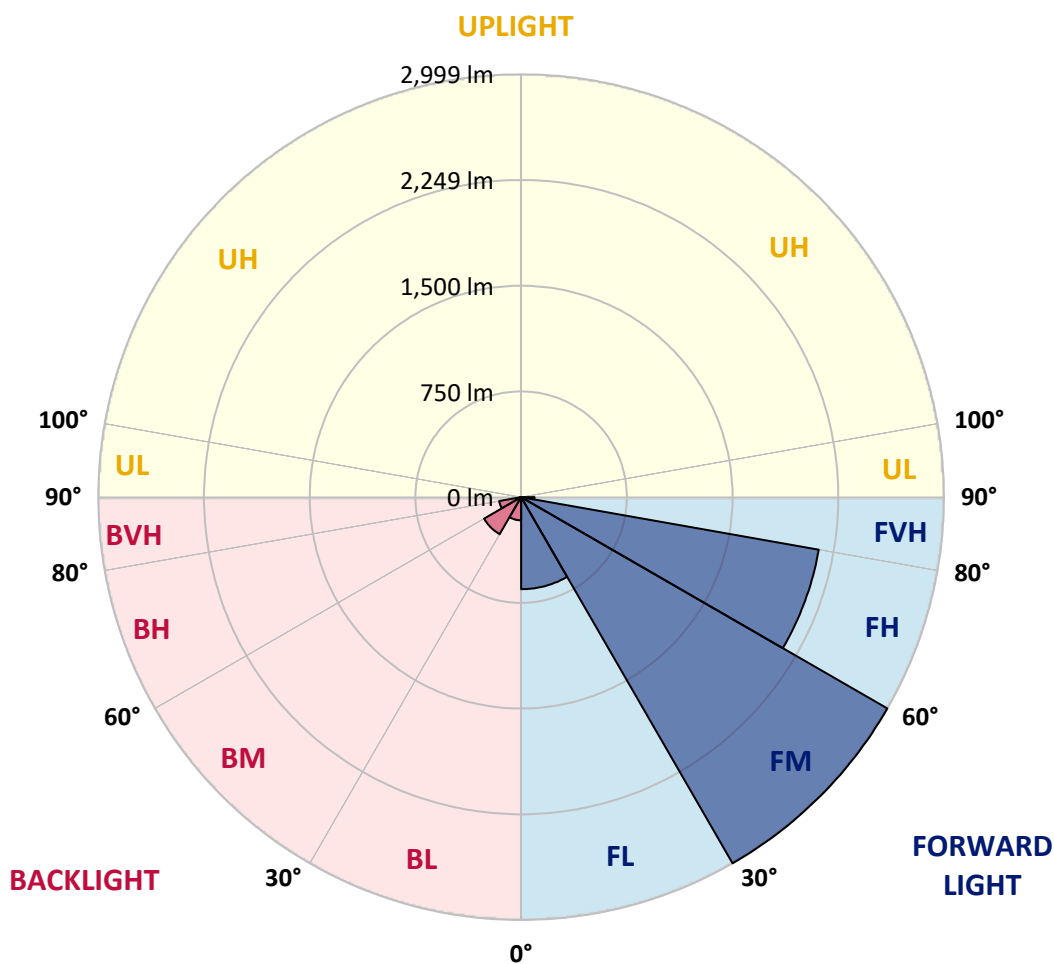
CATALOG NUMBER: MEM2-HSN-SA-60-740-U-T3-HSS

LUMINAIRE CLASSIFICATION SYSTEM LUMEN TABLE AND BUG RATING:

Zone		Lumens	% Fixture	Zone Rating/Lumen Limit		
				B	U	G
FL	(0°-30°)	653.0	10.0			
FM	(30°-60°)	2999.3	46.0			
FH	(60°-80°)	2143.8	32.9			G2/5000
FVH	(80°-90°)	94.7	1.5			G1/100
BL	(0°-30°)	164.4	2.5	B1/500		
BM	(30°-60°)	303.8	4.7	B1/1000		
BH	(60°-80°)	158.2	2.4	B1/500		G1/500
BVH	(80°-90°)	8.9	0.1			G0/10
UL	(90°-100°)	0.0	0.0		U0/0	
UH	(100°-180°)	0.0	0.0		U0/0	

BUG Rating: B1-U0-G2

Type III Short





REPORT NUMBER: P868081

CATALOG NUMBER: MEM2-HSN-SA-60-740-U-T3-HSS

CANDELA DISTRIBUTION (FULL):

	0°	5°	15°	25°	35°	45°	55°	64°	65°	75°	85°
0°	806.4	806.4	806.4	806.4	806.4	806.4	806.4	806.4	806.4	806.4	806.4
2.5°	942.3	934.9	940.5	927.4	912.5	901.4	879.0	860.4	858.5	839.9	819.4
5°	1123.0	1098.8	1100.6	1074.6	1042.9	1009.4	974.0	927.4	927.4	882.7	836.2
7.5°	1285.0	1281.3	1264.5	1223.6	1186.3	1134.2	1069.0	1009.4	996.3	927.4	854.8
10°	1441.4	1435.9	1421.0	1389.3	1326.0	1268.2	1186.3	1096.9	1080.2	981.5	877.2
12.5°	1566.2	1568.1	1551.3	1525.3	1469.4	1400.5	1292.5	1180.7	1165.8	1033.6	899.5
15°	1676.1	1674.2	1670.5	1648.2	1594.2	1530.8	1404.2	1273.8	1249.6	1089.5	921.9
17.5°	1759.9	1756.2	1748.7	1730.1	1704.0	1642.6	1521.5	1372.5	1352.1	1154.6	947.9
20°	1784.1	1782.3	1782.3	1795.3	1784.1	1746.9	1638.9	1475.0	1452.6	1223.6	983.3
22.5°	1828.8	1826.9	1825.1	1838.1	1845.6	1841.8	1748.7	1579.3	1558.8	1303.6	1028.0
25°	1886.5	1882.8	1877.2	1890.3	1899.6	1921.9	1858.6	1702.2	1678.0	1396.8	1072.7
27.5°	1962.9	1966.6	1959.2	1957.3	1957.3	1970.3	1955.5	1812.1	1789.7	1486.1	1124.8
30°	2063.5	2069.1	2056.0	2046.7	2029.9	2028.1	2031.8	1935.0	1903.3	1583.0	1178.9
32.5°	2162.2	2167.8	2160.3	2147.3	2104.4	2087.7	2102.6	2039.3	2018.8	1689.1	1247.8
35°	2242.3	2255.3	2255.3	2229.2	2169.6	2160.3	2184.5	2141.7	2126.8	1813.9	1329.7
37.5°	2350.3	2357.7	2350.3	2301.8	2227.4	2238.5	2275.8	2249.7	2240.4	1948.0	1426.5
40°	2581.2	2590.5	2542.1	2426.6	2307.4	2320.5	2385.6	2370.8	2355.9	2080.2	1515.9
42.5°	2903.4	2881.0	2871.7	2614.7	2430.3	2422.9	2504.8	2484.4	2482.5	2214.3	1597.9
45°	3115.7	3123.1	3076.6	2832.6	2689.2	2549.5	2637.1	2629.6	2614.7	2350.3	1696.6
47.5°	3262.8	3246.0	3130.6	3013.3	3041.2	2715.3	2784.2	2802.8	2793.5	2504.8	1817.6
50°	3324.3	3307.5	3231.1	3152.9	3186.5	2905.2	2935.0	2996.5	2987.2	2661.3	1920.1
52.5°	3247.9	3227.4	3233.0	3253.5	3236.7	3054.2	3121.3	3218.1	3206.9	2843.8	2039.3
55°	2761.8	2815.8	3024.4	3233.0	3227.4	3167.8	3320.5	3462.1	3439.7	3033.7	2141.7
57.5°	2227.4	2257.1	2521.6	3085.9	3197.6	3262.8	3547.7	3722.8	3715.4	3223.7	2234.8
60°	1771.1	1802.7	2003.9	2780.5	3128.7	3361.5	3780.5	4011.5	4004.0	3415.5	2301.8
62.5°	1407.9	1407.9	1586.7	2341.0	2996.5	3419.2	3964.9	4302.0	4289.0	3570.1	2318.6
65°	1013.1	1026.1	1160.2	1882.8	2782.3	3404.3	4054.3	4508.7	4501.3	3657.6	2283.2
67.5°	748.7	763.6	852.9	1411.6	2465.7	3255.4	3972.4	4555.3	4559.0	3659.5	2167.8
70°	584.8	588.5	655.5	981.5	2020.6	2923.9	3665.1	4400.7	4400.7	3568.2	1996.4
72.5°	445.1	448.8	506.6	668.6	1488.0	2417.3	3205.1	3991.0	4018.9	3326.1	1743.1
75°	344.5	352.0	391.1	480.5	933.0	1718.9	2633.3	3268.4	3344.8	2856.8	1435.9
77.5°	266.3	273.8	305.4	352.0	543.8	1059.7	1851.2	2443.4	2512.3	2249.7	1108.1
80°	214.2	217.9	238.4	264.5	329.6	545.7	1130.4	1605.3	1625.8	1529.0	733.8
82.5°	98.7	106.2	128.5	145.3	163.9	253.3	482.3	594.1	620.2	607.1	301.7
85°	11.2	11.2	13.0	14.9	16.8	26.1	33.5	29.8	29.8	35.4	31.7
87.5°	0.0	0.0	0.0	1.9	3.7	3.7	5.6	5.6	5.6	5.6	5.6
90°	0.0	0.0	0.0	0.0	0.0	0.0	0.0	0.0	0.0	0.0	0.0



REPORT NUMBER: P868081

CATALOG NUMBER: MEM2-HSN-SA-60-740-U-T3-HSS

CANDELA DISTRIBUTION (continued):

	90°	95°	105°	115°	125°	135°	145°	155°	165°	175°	180°
0°	806.4	806.4	806.4	806.4	806.4	806.4	806.4	806.4	806.4	806.4	806.4
2.5°	808.3	795.2	771.0	750.5	731.9	713.3	704.0	681.6	676.0	679.8	666.7
5°	812.0	785.9	735.6	689.1	650.0	612.7	581.0	547.5	540.1	528.9	523.3
7.5°	817.6	778.5	700.2	627.6	568.0	514.0	474.9	448.8	428.3	422.7	420.9
10°	825.0	769.1	661.1	569.9	487.9	432.1	396.7	378.1	370.6	365.0	366.9
12.5°	830.6	759.8	623.9	504.7	424.6	374.3	357.6	342.7	338.9	337.1	337.1
15°	838.1	750.5	579.2	447.0	370.6	340.8	324.0	318.5	318.5	316.6	316.6
17.5°	847.4	743.1	541.9	402.3	338.9	311.0	303.6	296.1	296.1	296.1	294.2
20°	866.0	739.3	508.4	365.0	311.0	292.4	281.2	275.6	273.8	271.9	271.9
22.5°	884.6	739.3	471.2	337.1	292.4	271.9	260.7	255.1	253.3	253.3	253.3
25°	910.7	737.5	441.4	312.9	275.6	251.4	240.2	234.7	230.9	230.9	229.1
27.5°	940.5	737.5	415.3	294.2	257.0	232.8	219.8	214.2	208.6	208.6	206.7
30°	970.3	741.2	393.0	279.4	238.4	216.0	199.3	191.8	188.1	186.2	186.2
32.5°	1009.4	752.4	378.1	268.2	221.6	199.3	182.5	175.1	171.3	169.5	169.5
35°	1069.0	780.3	379.9	262.6	210.4	184.4	167.6	158.3	156.4	156.4	154.6
37.5°	1132.3	806.4	385.5	258.9	199.3	173.2	156.4	147.1	145.3	145.3	145.3
40°	1186.3	828.7	393.0	257.0	190.0	162.0	147.1	139.7	136.0	136.0	136.0
42.5°	1240.3	841.8	394.8	251.4	184.4	152.7	139.7	132.2	128.5	130.4	130.4
45°	1294.3	851.1	389.2	244.0	178.8	145.3	132.2	124.8	121.1	121.1	121.1
47.5°	1359.5	871.6	379.9	232.8	175.1	139.7	124.8	117.3	115.5	115.5	115.5
50°	1424.7	888.3	372.5	219.8	165.7	132.2	119.2	109.9	108.0	108.0	108.0
52.5°	1478.7	895.8	363.2	203.0	156.4	124.8	111.7	102.4	98.7	98.7	98.7
55°	1519.7	897.6	350.1	190.0	143.4	117.3	104.3	95.0	91.3	89.4	89.4
57.5°	1553.2	895.8	337.1	176.9	132.2	108.0	95.0	87.5	81.9	80.1	80.1
60°	1571.8	890.2	318.5	160.2	117.3	98.7	87.5	78.2	74.5	72.6	72.6
62.5°	1560.6	875.3	292.4	134.1	106.2	89.4	80.1	72.6	67.0	65.2	65.2
65°	1508.5	845.5	258.9	109.9	95.0	80.1	72.6	65.2	57.7	55.9	55.9
67.5°	1417.2	795.2	214.2	93.1	87.5	72.6	65.2	57.7	52.1	48.4	48.4
70°	1290.6	728.2	167.6	80.1	78.2	67.0	59.6	52.1	46.6	42.8	42.8
72.5°	1110.0	618.3	124.8	68.9	68.9	61.5	54.0	48.4	42.8	39.1	39.1
75°	897.6	467.4	95.0	63.3	61.5	55.9	48.4	42.8	39.1	35.4	35.4
77.5°	655.5	311.0	78.2	57.7	57.7	50.3	44.7	39.1	35.4	33.5	33.5
80°	398.5	178.8	55.9	44.7	44.7	42.8	37.2	33.5	31.7	27.9	26.1
82.5°	162.0	68.9	29.8	22.3	22.3	20.5	13.0	11.2	11.2	11.2	9.3
85°	16.8	11.2	7.4	5.6	5.6	5.6	3.7	3.7	3.7	3.7	3.7
87.5°	5.6	5.6	3.7	3.7	3.7	3.7	1.9	1.9	1.9	1.9	1.9
90°	0.0	0.0	0.0	0.0	0.0	0.0	0.0	0.0	0.0	0.0	0.0

LM-79-2019: Approved Method: Electrical and Photometric Measurements of Solid-
State Lighting Products

Report Prepared for

Cooper Lighting Solutions

Streetworks

Report Number: SP1-2407-157-5

Test Date: 08/07/2024

Luminaire Tested: MEM2-HTN-SA-30-740-U-5WQ-2

Data in this report applies to families of products including MEM2-HTN-SA-30-740-U-5WQ-2

Test Information

Test Method: LM-79-2019
 Report Number: SP1-2407-157-5
 Test Lab: COOPER LIGHTING SOLUTIONS
 Photometer: SP1 - 76IN SPHERE
 Measurement Geometry: 4π
 Issue Date: 08/20/2024
 Manufacturer: COOPER LIGHTING SOLUTIONS
 Product Line: Streetworks
 Catalog Number: **MEM2-HTN-SA-30-740-U-5WQ-2**
 Description: Epic Modern Light Square 30W 5WQ Optic and Flare Trim

Spectral Parameters

CCT (K): 3915
 CIE u': 0.2262
 CIE v': 0.5044
 Duv: 0.0010
 CIE x: 0.3850
 CIE y: 0.3816
 CIE z: 0.2334
 Peak Wavelength (nm): 449
 Dominant Wavelength (nm): 578
 Purity: 30.05482
 Rf: 73.2
 Rg: 93.9

CRI (Ra):	71.0		
R1:	67.6	R9:	-38.4
R2:	78.3	R10:	48.9
R3:	87.1	R11:	65.3
R4:	69.7	R12:	40.4
R5:	67.4	R13:	69.3
R6:	69.3	R14:	92.6
R7:	79.7	R15:	59.9
R8:	48.7		



Test Conditions

Stabilization Time: 21M
 Operation Time: 1H 21M
 Sphere Temperature (°C): 24.2

REPORT NUMBER: SP1-2407-157-5

Measurement and Test Equipment			
Instrument	Identification Number	Calibration Date	Calibration Due Date
Photometer	IN0058	6/18/2024	12/18/2024
Power Meter	INXT2011004	2/8/2024	2/8/2025
AC Power Source	IN0063	10/24/2023	10/24/2024
DC Power Source	IN0208	10/24/2023	10/24/2024
Sphere Thermometer	IN0085	10/24/2023	10/24/2024
Room Thermometer	IN0046	10/24/2023	10/24/2024

REPORT NUMBER: SP1-2407-157-5

CIE 1931 Chromaticity Diagram



CIE 1931 Chromaticity Diagram with 2017 ANSI 7-Step and 4-Step Quadrangles



Point lies inside the ANSI 4000K 4-step quadrangle

REPORT NUMBER: SP1-2407-157-5

Photopic Flux vs. Wavelength



Photopic Lumens: NR

λ (nm)	Power W [^] /nm	Lumens (φ/nm)	λ (nm)	Power W [^] /nm	Lumens (φ/nm)	λ (nm)	Power W [^] /nm	Lumens (φ/nm)	λ (nm)	Power W [^] /nm	Lumens (φ/nm)	λ (nm)	Power W [^] /nm	Lumens (φ/nm)
360	0	NR	490	112	NR	620	618	NR	750	15	NR	880	0	NR
365	0	NR	495	153	NR	625	563	NR	755	13	NR	885	0	NR
370	0	NR	500	216	NR	630	510	NR	760	11	NR	890	0	NR
375	0	NR	505	291	NR	635	456	NR	765	9	NR	895	0	NR
380	0	NR	510	366	NR	640	407	NR	770	8	NR	900	0	NR
385	0	NR	515	436	NR	645	359	NR	775	7	NR	905	0	NR
390	0	NR	520	492	NR	650	316	NR	780	6	NR	910	0	NR
395	2	NR	525	536	NR	655	277	NR	785	5	NR	915	0	NR
400	4	NR	530	567	NR	660	240	NR	790	4	NR	920	0	NR
405	7	NR	535	596	NR	665	208	NR	795	4	NR	925	0	NR
410	12	NR	540	619	NR	670	179	NR	800	3	NR	930	0	NR
415	25	NR	545	644	NR	675	154	NR	805	3	NR	935	0	NR
420	51	NR	550	671	NR	680	133	NR	810	3	NR	940	0	NR
425	100	NR	555	701	NR	685	114	NR	815	2	NR	945	0	NR
430	180	NR	560	735	NR	690	98	NR	820	2	NR	950	0	NR
435	315	NR	565	768	NR	695	83	NR	825	2	NR	955	0	NR
440	514	NR	570	798	NR	700	71	NR	830	1	NR	960	0	NR
445	828	NR	575	825	NR	705	61	NR	835	1	NR	965	0	NR
450	992	NR	580	843	NR	710	52	NR	840	1	NR	970	0	NR
455	652	NR	585	848	NR	715	44	NR	845	1	NR	975	0	NR
460	382	NR	590	844	NR	720	38	NR	850	1	NR	980	0	NR
465	282	NR	595	826	NR	725	32	NR	855	1	NR	985	0	NR
470	180	NR	600	800	NR	730	28	NR	860	1	NR	990	0	NR
475	119	NR	605	762	NR	735	24	NR	865	1	NR	995	0	NR
480	101	NR	610	719	NR	740	20	NR	870	1	NR	1000	0	NR
485	98	NR	615	669	NR	745	17	NR	875	0	NR			

REPORT NUMBER: SP1-2407-157-5

Scotopic Flux vs. Wavelength



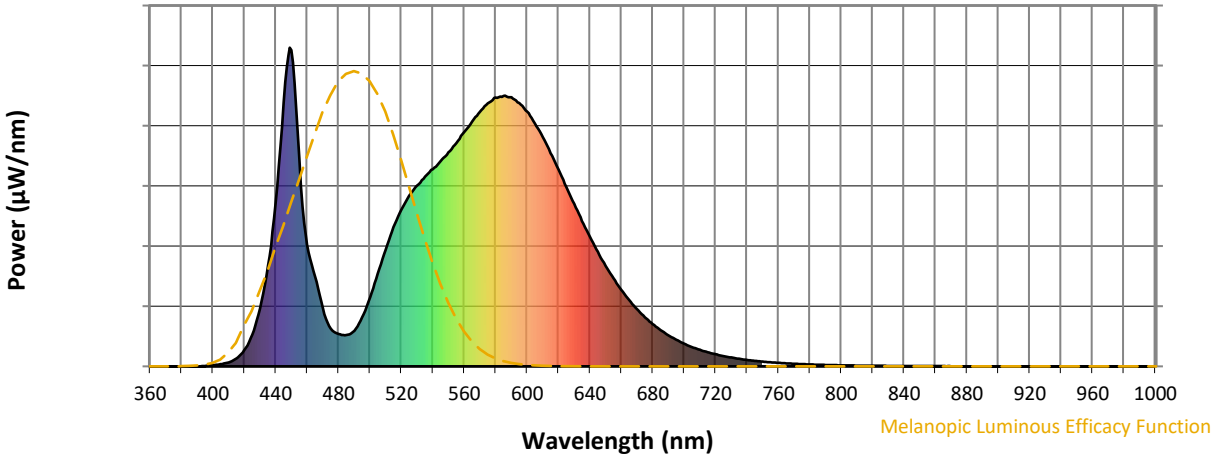
Scotopic Lumens: NR

S/P: 1.49

λ (nm)	Power W [^] /nm	Lumens (φ/nm)	λ (nm)	Power W [^] /nm	Lumens (φ/nm)	λ (nm)	Power W [^] /nm	Lumens (φ/nm)	λ (nm)	Power W [^] /nm	Lumens (φ/nm)	λ (nm)	Power W [^] /nm	Lumens (φ/nm)
360	0	NR	490	112	NR	620	618	NR	750	15	NR	880	0	NR
365	0	NR	495	153	NR	625	563	NR	755	13	NR	885	0	NR
370	0	NR	500	216	NR	630	510	NR	760	11	NR	890	0	NR
375	0	NR	505	291	NR	635	456	NR	765	9	NR	895	0	NR
380	0	NR	510	366	NR	640	407	NR	770	8	NR	900	0	NR
385	0	NR	515	436	NR	645	359	NR	775	7	NR	905	0	NR
390	0	NR	520	492	NR	650	316	NR	780	6	NR	910	0	NR
395	2	NR	525	536	NR	655	277	NR	785	5	NR	915	0	NR
400	4	NR	530	567	NR	660	240	NR	790	4	NR	920	0	NR
405	7	NR	535	596	NR	665	208	NR	795	4	NR	925	0	NR
410	12	NR	540	619	NR	670	179	NR	800	3	NR	930	0	NR
415	25	NR	545	644	NR	675	154	NR	805	3	NR	935	0	NR
420	51	NR	550	671	NR	680	133	NR	810	3	NR	940	0	NR
425	100	NR	555	701	NR	685	114	NR	815	2	NR	945	0	NR
430	180	NR	560	735	NR	690	98	NR	820	2	NR	950	0	NR
435	315	NR	565	768	NR	695	83	NR	825	2	NR	955	0	NR
440	514	NR	570	798	NR	700	71	NR	830	1	NR	960	0	NR
445	828	NR	575	825	NR	705	61	NR	835	1	NR	965	0	NR
450	992	NR	580	843	NR	710	52	NR	840	1	NR	970	0	NR
455	652	NR	585	848	NR	715	44	NR	845	1	NR	975	0	NR
460	382	NR	590	844	NR	720	38	NR	850	1	NR	980	0	NR
465	282	NR	595	826	NR	725	32	NR	855	1	NR	985	0	NR
470	180	NR	600	800	NR	730	28	NR	860	1	NR	990	0	NR
475	119	NR	605	762	NR	735	24	NR	865	1	NR	995	0	NR
480	101	NR	610	719	NR	740	20	NR	870	1	NR	1000	0	NR
485	98	NR	615	669	NR	745	17	NR	875	0	NR			

REPORT NUMBER: SP1-2407-157-5

Melanopic Flux vs. Wavelength



Melanopic Lumens: NR

M/P: 2.88

λ (nm)	Power W [^] /nm	Lumens (φ/nm)	λ (nm)	Power W [^] /nm	Lumens (φ/nm)	λ (nm)	Power W [^] /nm	Lumens (φ/nm)	λ (nm)	Power W [^] /nm	Lumens (φ/nm)	λ (nm)	Power W [^] /nm	Lumens (φ/nm)
360	0	NR	490	112	NR	620	618	NR	750	15	NR	880	0	NR
365	0	NR	495	153	NR	625	563	NR	755	13	NR	885	0	NR
370	0	NR	500	216	NR	630	510	NR	760	11	NR	890	0	NR
375	0	NR	505	291	NR	635	456	NR	765	9	NR	895	0	NR
380	0	NR	510	366	NR	640	407	NR	770	8	NR	900	0	NR
385	0	NR	515	436	NR	645	359	NR	775	7	NR	905	0	NR
390	0	NR	520	492	NR	650	316	NR	780	6	NR	910	0	NR
395	2	NR	525	536	NR	655	277	NR	785	5	NR	915	0	NR
400	4	NR	530	567	NR	660	240	NR	790	4	NR	920	0	NR
405	7	NR	535	596	NR	665	208	NR	795	4	NR	925	0	NR
410	12	NR	540	619	NR	670	179	NR	800	3	NR	930	0	NR
415	25	NR	545	644	NR	675	154	NR	805	3	NR	935	0	NR
420	51	NR	550	671	NR	680	133	NR	810	3	NR	940	0	NR
425	100	NR	555	701	NR	685	114	NR	815	2	NR	945	0	NR
430	180	NR	560	735	NR	690	98	NR	820	2	NR	950	0	NR
435	315	NR	565	768	NR	695	83	NR	825	2	NR	955	0	NR
440	514	NR	570	798	NR	700	71	NR	830	1	NR	960	0	NR
445	828	NR	575	825	NR	705	61	NR	835	1	NR	965	0	NR
450	992	NR	580	843	NR	710	52	NR	840	1	NR	970	0	NR
455	652	NR	585	848	NR	715	44	NR	845	1	NR	975	0	NR
460	382	NR	590	844	NR	720	38	NR	850	1	NR	980	0	NR
465	282	NR	595	826	NR	725	32	NR	855	1	NR	985	0	NR
470	180	NR	600	800	NR	730	28	NR	860	1	NR	990	0	NR
475	119	NR	605	762	NR	735	24	NR	865	1	NR	995	0	NR
480	101	NR	610	719	NR	740	20	NR	870	1	NR	1000	0	NR
485	98	NR	615	669	NR	745	17	NR	875	0	NR			

Summary

$R_f = 73.2$
 $R_g = 93.9$
 $CIE R_a = 71.0$
 $R_g = -38.4$

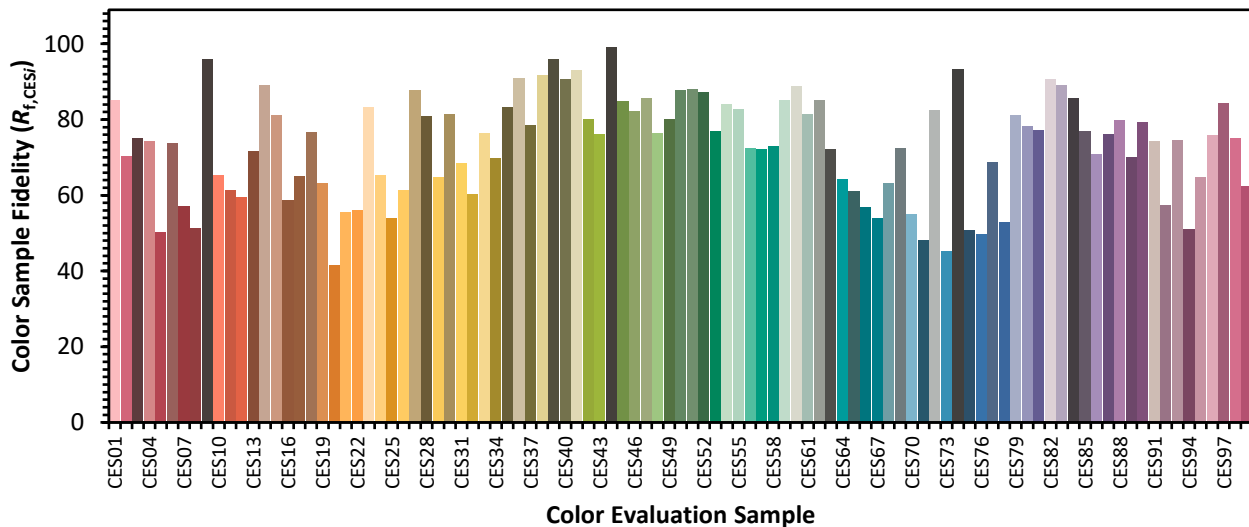


Color Vector Graphics



Individual Sample Fidelity Index ($R_{f,i}$)

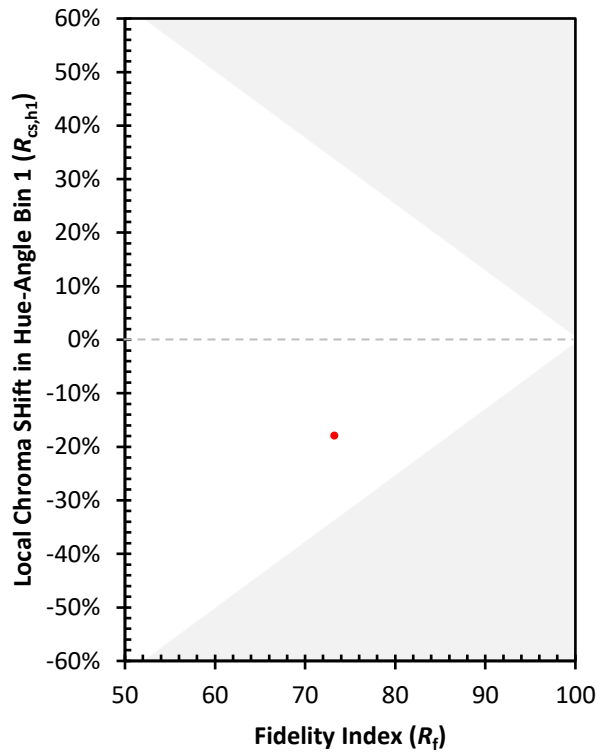
CES01 = 85	CES26 = 61	CES51 = 88	CES76 = 50
CES02 = 61	CES27 = 88	CES52 = 87	CES77 = 69
CES03 = 30	CES28 = 81	CES53 = 77	CES78 = 53
CES04 = 70	CES29 = 65	CES54 = 84	CES79 = 81
CES05 = 47	CES30 = 81	CES55 = 83	CES80 = 78
CES06 = 50	CES31 = 69	CES56 = 73	CES81 = 77
CES07 = 40	CES32 = 60	CES57 = 72	CES82 = 91
CES08 = 39	CES33 = 76	CES58 = 73	CES83 = 89
CES09 = 29	CES34 = 70	CES59 = 85	CES84 = 86
CES10 = 74	CES35 = 83	CES60 = 89	CES85 = 77
CES11 = 57	CES36 = 91	CES61 = 81	CES86 = 71
CES12 = 63	CES37 = 79	CES62 = 85	CES87 = 76
CES13 = 42	CES38 = 92	CES63 = 72	CES88 = 80
CES14 = 74	CES39 = 96	CES64 = 64	CES89 = 70
CES15 = 71	CES40 = 91	CES65 = 61	CES90 = 79
CES16 = 46	CES41 = 93	CES66 = 57	CES91 = 74
CES17 = 49	CES42 = 80	CES67 = 54	CES92 = 57
CES18 = 56	CES43 = 76	CES68 = 63	CES93 = 74
CES19 = 72	CES44 = 99	CES69 = 73	CES94 = 51
CES20 = 65	CES45 = 85	CES70 = 55	CES95 = 65
CES21 = 86	CES46 = 82	CES71 = 48	CES96 = 76
CES22 = 78	CES47 = 86	CES72 = 83	CES97 = 84
CES23 = 92	CES48 = 77	CES73 = 45	CES98 = 75
CES24 = 91	CES49 = 80	CES74 = 93	CES99 = 62
CES25 = 72	CES50 = 88	CES75 = 51	



Color Rendition by Hue-Angle Bin



Measure Comparisons



(END OF REPORT)